



NU5 - I+II Surge Protective Device

1. Product Overview

NU5 -I+II surge protective device conforms to IEC/EN 61643-11 standard. It is applicable to the power distribution and control system with AC 50/60Hz and rated voltage of single phase 230V/three phase 400V. It meets the requirements of SPD Level I and II tests and is used to suppress the transient over-voltage lower than the impulse withstand over-voltage of equipment, discharge the surge energy and protect the system circuit and equipment. Main functional characteristics of surge protective device: It has L-PE, N-PE, L-N protection modes, and is suitable for various power grid systems; With aging and overheating protection, body deterioration indication, plug-in structure, optional remote alarm function.

2. Main Functions

Lightning protection and inlet cabinet surge protection

3. Standard

IEC/EN 61643-11

3. Compliance with certification

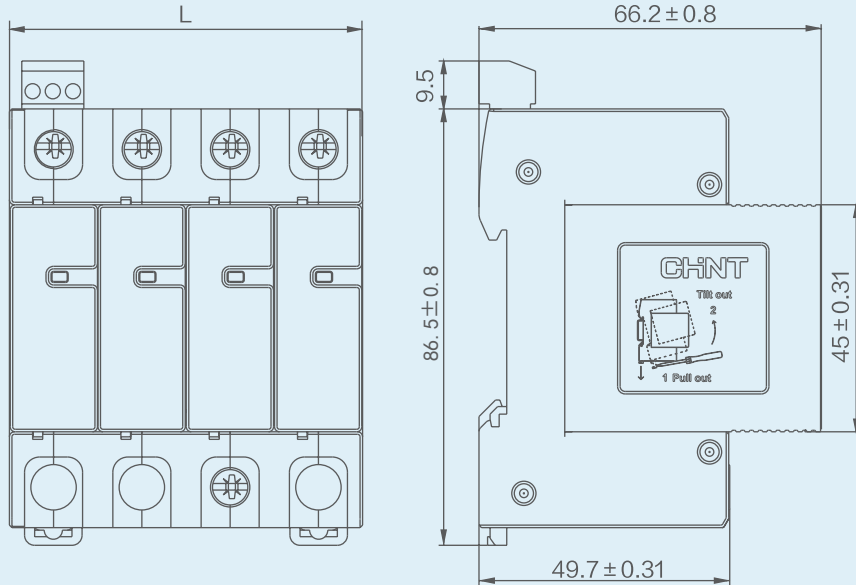
CE, CB, RoHS

4. Technical data

Product Model Number	NU5-I+II 12.5 1P/2P/3P/4P		NU5-I+II 12.5 1P+N/3P+N		NU5-I+II 15 1P/2P/3P/4P		NU5-I+II 15 1P+N/3P+N		NU5-I+II 25 1P/2P/3P/4P		NU5-I+II 25 1P+N/3P+N	
	L-PE	N-PE	L-N	N-PE	L-PE	N-PE	L-N	N-PE	L-PE	N-PE	L-N	N-PE
Protection mode	L-PE	N-PE	L-N	N-PE	L-PE	N-PE	L-N	N-PE	L-PE	N-PE	L-N	N-PE
Impulse current (10/350 μ s) I_{imp} (kA)	12.5			25/50	15			25/50	25			50/100
Maximum discharge current (8/20 μ s) I_{max} (kA)	50			40/50	50			40/50	60			50/100
Nominal discharge current (8/20 μ s) I_n (kA)	25			30/50	25			30/50	25			50/100
Maximum continuous Operational voltage U_c (V)	275/385			255	275/385			255	275/385			255
Level of protection U_p (kV)	1.5/1.8			1.5	1.5/1.8			1.5	1.5/1.8			1.5
Leakage current I_{le} (0.75 U_1 mA)	<50 μ A/pole			-	<50 μ A/pole			-	<60 μ A/pole			-
Ambient temperature($^{\circ}$ C)	-40~+70											
Connecting wire range(mm ²)	6 ~ 25				6 ~ 25				6~ 35			
Recommended connecting lead (mm ²)	Input wire : ≥ 6 , Ground wire : ≥ 10											
Tightening torque (N·m)	2~3				2~3				2.5~4			
Pluggable	be				be				no			
Remote alarm capability	Optional											
Remote contact switching capability	AC 250V/1A											
	DC 250V/0.1A; 125V/0.2A; 75V/0.5A											
Cross-sectional area of the conductor at the telecommunic ation terminal (mm ²)	Maximum 1.5											
Mounting method	TH35-7.5 standard guide rail											

Overall and mounting dimensions

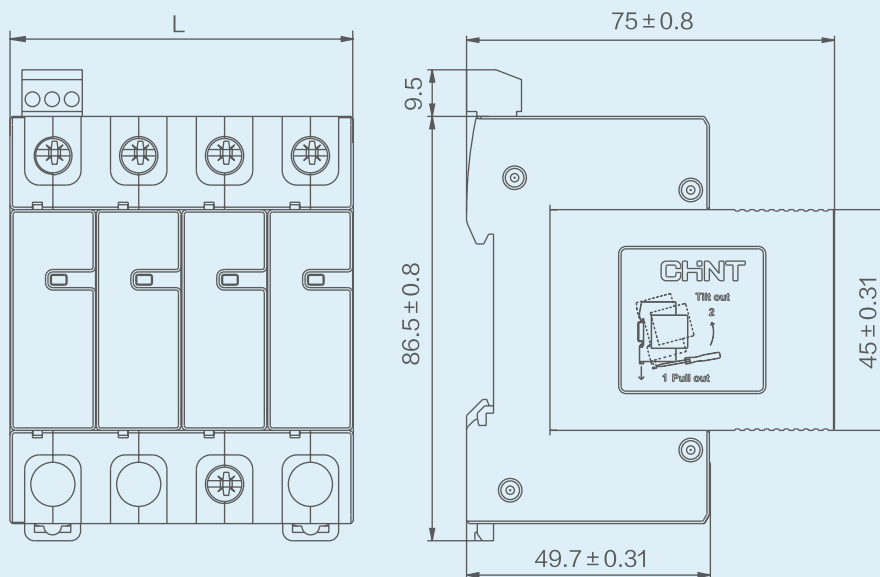
NU5-I+II 12.5kA



Poles	1P	1P+N, 2P	3P	3P+N, 4P
L(mm)	18 ⁰ -0.6	36 ⁰ -1.2	54 ⁰ -2.4	72 ⁰ -2.4

Unit: mm

NU5-I+II 15kA

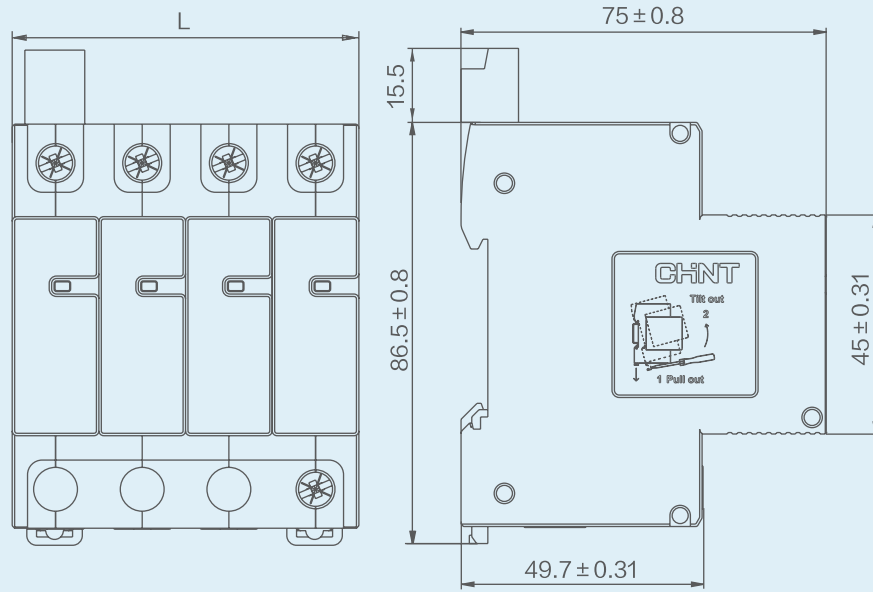


Poles	1P	1P+N, 2P	3P	3P+N, 4P
L(mm)	18 ⁰ -0.6	36 ⁰ -1.2	54 ⁰ -1.8	72 ⁰ -2.4

Unit: mm

Overall and mounting dimensions

NU5-I+II 25kA

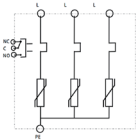
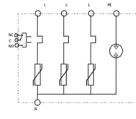
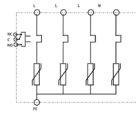


Poles	1P	1P+N, 2P	3P	3P+N, 4P
L(mm)	18 ⁰ -0.6	36 ⁰ -1.2	54 ⁰ -1.8	72 ⁰ -2.4

Unit: mm

NU5	I+II	/F	12.5	275	1P
Product type	Test class	Telecommunicati on functions	Iimp	Maximum continuous operational voltage(Uc)	Poles
NU5	I+II	Default: Normal F: With auxiliary	12.5kA 15kA 25kA	275V 385V	1P 1P+N 2P 3P 3P+N 4P

Diagram	Test class	Iimp(10/350μs) (kA)	I _{max} (8/20μs) (kA)	Uc(V)	Poles	Auxiliary contact	Description	Code
	I+II	12.5	50	275	1P	N	NU5- I + II 12.5/275 1P	559885
	I+II	12.5	50	275	1P	Y	NU5- I + II /F 12.5/275 1P	559921
	I+II	12.5	50	385	1P	N	NU5- I + II 12.5/385 1P	559891
	I+II	12.5	50	385	1P	Y	NU5- I + II /F 12.5/385 1P	559927
	I+II	15	50	275	1P	N	NU5- I + II 15/275 1P	559897
	I+II	15	50	275	1P	Y	NU5- I + II /F 15/275 1P	559933
	I+II	15	50	385	1P	N	NU5- I + II 15/385 1P	559903
	I+II	15	50	385	1P	Y	NU5- I + II /F 15/385 1P	559939
	I+II	25	60	275	1P	N	NU5- I + II 25/275 1P	559909
	I+II	25	60	275	1P	Y	NU5- I + II /F 25/275 1P	559945
	I+II	25	60	385	1P	N	NU5- I + II 25/385 1P	559915
	I+II	25	60	385	1P	Y	NU5- I + II /F 25/385 1P	559951
	I+II	12.5	50	275	1P+N	N	NU5- I + II 12.5/275 1P+N	559886
	I+II	12.5	50	275	1P+N	Y	NU5- I + II /F 12.5/275 1P+N	559922
	I+II	12.5	50	385	1P+N	N	NU5- I + II 12.5/385 1P+N	559892
	I+II	12.5	50	385	1P+N	Y	NU5- I + II /F 12.5/385 1P+N	559928
	I+II	15	50	275	1P+N	N	NU5- I + II 15/275 1P+N	559898
	I+II	15	50	275	1P+N	Y	NU5- I + II /F 15/275 1P+N	559934
	I+II	15	50	385	1P+N	N	NU5- I + II 15/385 1P+N	559904
	I+II	15	50	385	1P+N	Y	NU5- I + II /F 15/385 1P+N	559940
	I+II	25	60	275	1P+N	N	NU5- I + II 25/275 1P+N	559910
	I+II	25	60	275	1P+N	Y	NU5- I + II /F 25/275 1P+N	559946
	I+II	25	60	385	1P+N	N	NU5- I + II 25/385 1P+N	559916
	I+II	25	60	385	1P+N	Y	NU5- I + II /F 25/385 1P+N	559952
	I+II	12.5	50	275	2P	N	NU5- I + II 12.5/275 2P	559887
	I+II	12.5	50	275	2P	Y	NU5- I + II /F 12.5/275 2P	559923
	I+II	12.5	50	385	2P	N	NU5- I + II 12.5/385 2P	559893
	I+II	12.5	50	385	2P	Y	NU5- I + II /F 12.5/385 2P	559929
	I+II	15	50	275	2P	N	NU5- I + II 15/275 2P	559899
	I+II	15	50	275	2P	Y	NU5- I + II /F 15/275 2P	559935
	I+II	15	50	385	2P	N	NU5- I + II 15/385 2P	559905
	I+II	15	50	385	2P	Y	NU5- I + II /F 15/385 2P	559941
	I+II	25	60	275	2P	N	NU5- I + II 25/275 2P	559911
	I+II	25	60	275	2P	Y	NU5- I + II /F 25/275 2P	559947
	I+II	25	60	385	2P	N	NU5- I + II 25/385 2P	559917
	I+II	25	60	385	2P	Y	NU5- I + II /F 25/385 2P	559953

Diagram	Test class	$I_{imp}(10/350\mu s)$ (kA)	$I_{max}(8/20\mu s)$ (kA)	$U_c(V)$	Poles	Auxiliary contact	Description	Code
	I+II	12.5	50	275	3P	N	NU5- I + II 12.5/275 3P	559888
	I+II	12.5	50	275	3P	Y	NU5- I + II /F 12.5/275 3P	559924
	I+II	12.5	50	385	3P	N	NU5- I + II 12.5/385 3P	559894
	I+II	12.5	50	385	3P	Y	NU5- I + II /F 12.5/385 3P	559930
	I+II	15	50	275	3P	N	NU5- I + II 15/275 3P	559900
	I+II	15	50	275	3P	Y	NU5- I + II /F 15/275 3P	559936
	I+II	15	50	385	3P	N	NU5- I + II 15/385 3P	559906
	I+II	15	50	385	3P	Y	NU5- I + II /F 15/385 3P	559942
	I+II	25	60	275	3P	N	NU5- I + II 25/275 3P	559912
	I+II	25	60	275	3P	Y	NU5- I + II /F 25/275 3P	559948
	I+II	25	60	385	3P	N	NU5- I + II 25/385 3P	559918
	I+II	25	60	385	3P	Y	NU5- I + II /F 25/385 3P	559954
	I+II	12.5	50	275	3P+N	N	NU5- I + II 12.5/275 3P+N	559889
	I+II	12.5	50	275	3P+N	Y	NU5- I + II /F 12.5/275 3P+N	559925
	I+II	12.5	50	385	3P+N	N	NU5- I + II 12.5/385 3P+N	559895
	I+II	12.5	50	385	3P+N	Y	NU5- I + II /F 12.5/385 3P+N	559931
	I+II	15	50	275	3P+N	N	NU5- I + II 15/275 3P+N	559901
	I+II	15	50	275	3P+N	Y	NU5- I + II /F 15/275 3P+N	559937
	I+II	15	50	385	3P+N	N	NU5- I + II 15/385 3P+N	559907
	I+II	15	50	385	3P+N	Y	NU5- I + II /F 15/385 3P+N	559943
	I+II	25	60	275	3P+N	N	NU5- I + II 25/275 3P+N	559913
	I+II	25	60	275	3P+N	Y	NU5- I + II /F 25/275 3P+N	559949
	I+II	25	60	385	3P+N	N	NU5- I + II 25/385 3P+N	559919
	I+II	25	60	385	3P+N	Y	NU5- I + II /F 25/385 3P+N	559955
	I+II	12.5	50	275	4P	N	NU5- I + II 12.5/275 4P	559890
	I+II	12.5	50	275	4P	Y	NU5- I + II /F 12.5/275 4P	559926
	I+II	12.5	50	385	4P	N	NU5- I + II 12.5/385 4P	559896
	I+II	12.5	50	385	4P	Y	NU5- I + II /F 12.5/385 4P	559932
	I+II	15	50	275	4P	N	NU5- I + II 15/275 4P	559902
	I+II	15	50	275	4P	Y	NU5- I + II /F 15/275 4P	559938
	I+II	15	50	385	4P	N	NU5- I + II 15/385 4P	559908
	I+II	15	50	385	4P	Y	NU5- I + II /F 15/385 4P	559944
	I+II	25	60	275	4P	N	NU5- I + II 25/275 4P	559914
	I+II	25	60	275	4P	Y	NU5- I + II /F 25/275 4P	559950
	I+II	25	60	385	4P	N	NU5- I + II 25/385 4P	559920
	+II	25	60	385	4P	Y	NU5- I + II /F 25/385 4P	559956