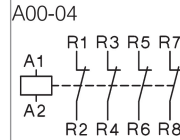
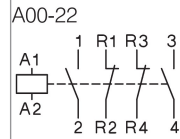
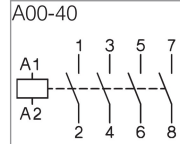


Contactors 4-pole

AC or DC operated

Rated Current	Ratings				Aux. Contacts Additional see page 53	Type	Coil voltage ²⁾	Pack pcs.	Weight kg/pc.
	AC1	AC2	AC3	AC4					
AC1		380V	400V	415V			24V 50/60Hz		
max. 690V		400V	400V	415V			110V 50/60Hz		
A							220-240V 50Hz		
NO	NC	NO	NC				380-415V 50Hz		
NO	NC	NO	NC				24V= DC ³⁾		
25	-	17,5	-	4	max. 4 ³⁾	K3-10NA00-40 .. ³⁾	1	0,23	
25	25	17,5 ⁶⁾	17,5 ⁶⁾	4 ⁶⁾	HN.. or	K3-10NA00-22 .. ³⁾	1	0,23	
-	25	-	17,5	4	HA..	K3-10NA00-04 .. ³⁾	1	0,23	
					and 2 HB..				
25	-	17,5	-	5,5		K3-14NA00-40 .. ³⁾	1	0,23	
25	25	17,5 ⁶⁾	17,5 ⁶⁾	5,5 ⁶⁾		K3-14NA00-22 .. ³⁾	1	0,23	
-	25	-	17,5	5,5		K3-14NA00-04 .. ³⁾	1	0,23	
32	-	22	-	7,5		K3-18NA00-40 .. ³⁾	1	0,23	
32	32	22 ⁶⁾	22 ⁶⁾	7,5 ⁶⁾		K3-18NA00-22 .. ³⁾	1	0,23	
-	32	-	22	7,5		K3-18NA00-04 .. ³⁾	1	0,23	
32	-	22	-	11		K3-22NA00-40 .. ³⁾	1	0,23	
50	-	34,5	-	11	max. 4 ³⁾	K3-24A00-40 .. ³⁾	1	0,65	
50		34,5	27,5	11	HN..	K3-24A00-22 .. ³⁾	1	0,65	
-	40	-	27,5	11	or HA..	K3-24A00-04 .. ³⁾	1	0,65	
					and 2 HB..				
65	-	45	-	15		K3-32A00-40 .. ³⁾	1	0,65	
65	50	45	34,5	15		K3-32A00-22 .. ³⁾	1	0,65	
-	50	-	34,5	15		K3-32A00-04 .. ³⁾	1	0,65	
80	-	55,4	-	18,5		K3-40A00-40 .. ³⁾	1	0,65	
80	65	55,4	45	18,5		K3-40A00-22 .. ³⁾	1	0,65	
-	65	-	45	18,5		K3-40A00-04 .. ³⁾	1	0,65	
110	-	62	-	22	max. 6 ⁵⁾	K3-50A00-40 .. ⁵⁾	1	1,1	
120	-	69	-	30	HN.. or	K3-62A00-40 .. ⁵⁾	1	1,1	
130	-	78	-	37	HA..	K3-74A00-40 .. ⁵⁾	1	1,1	
					and 2 HB..				
135	-	94	-	45	1 HKT..	K3-96A00-40 .. ⁴⁾	1	2,42	
125	125	85 ⁶⁾	85 ⁶⁾	30	+	K3-96A00-22 .. ⁴⁾	1	2,42	
-	125	-	85	30	2 HKA11	K3-96A00-04 .. ⁴⁾	1	2,42	
200	-	139	-	55		K3-116A00-40 .. ⁴⁾	1	4,7	
250	-	173	-	75		K3-151A00-40 .. ⁴⁾	1	4,7	
300	-	208	-	90		K3-176A00-40 .. ⁴⁾	1	4,7	
350	-	242	-	110		K3-210A00-40 .. ⁴⁾	1	8	
450	-	310	-	132		K3-260A00-40 .. ⁴⁾	1	8	
600	-	415	-	160		K3-316A00-40 .. ⁴⁾	1	8	

Wiring Diagram



Terminal Blocks for contactors K(G)3-07.. to K3-115.. and K2-..



Specification	Thermal Current I _{th} A	Type	Pack pcs.	Weight kg/pc.
2 terminals interconnected	26	K2-DK	10	0,02
2 terminals insulated	26	K2-SK	10	0,02

1) Other coil voltages on request.
2) Coil voltage range and non-standard coil voltages see page 57.
3) DC operated with dual-wound coil, max. 3 additional aux. contacts.

4) With integrated coil suppressor (AC/DC coil).
5) DC operated with dual-wound coil, max. 5 additional aux. contacts.
6) Ratings for 3 poles in use.